


Covering 800ha in Hawke's Bay, the Gimblett Gravels Wine Growing District® is an appellation based on soil type. From these much celebrated soils, hail some of the world's finest full bodied red wines.

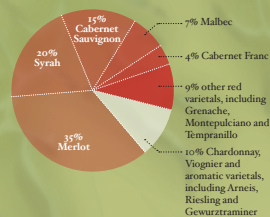
The gravelly soils laid down by the old Ngaruroro River, which were exposed after a huge flood in the 1860s, combined with Hawke's Bay's extra summer and autumn heat puts the terroir alongside the world's famous producers of Bordeaux varieties and Syrah.



.. Fine sand or fine
loamy sand topsoil
approx 20 cms

.. Stony gravels mixed
with sand
*This gravel acts as a
thermic blanket under the
vines. Soil temperatures
at 30cm below ground
level are some 5°C higher
than other localities*

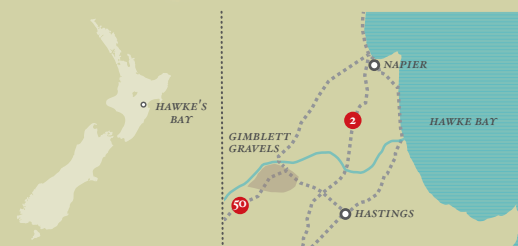
The region was first planted in red grapes in 1981, with Merlot, Cabernet Sauvignon and Cabernet Franc. Prior to 1991, only 20ha of the region was planted in grapes, growing to over 200ha by 1997 with a further 400ha being planted since 1998.



HAWKE'S BAY, NEW ZEALAND • LONGITUDE: 176 deg 45 min • LATITUDE: 39 deg 37 min

'Not just a very special parcel, it is a sacred site'

James Halliday



www.thegimblettgravels.com



ASSOCIATE MEMBERS: BLANK CANVAS, CHATEAU GARAGE, CHURCH ROAD, KA TAHI, MILLS REEF
GROWER MEMBERS: M.CAIRNS & A.WRIGHT PARTNERSHIP, TERRA VITAE